


Timing Mode: **DELAY ON MAKE**
Category: **TIMER WITH RELAY**
Series: **TGCB**

CUBE RELAY, 10-20 AMPS



PELCO COMPONENT TECHNOLOGIES • 855 227 3526



TGCB Timers

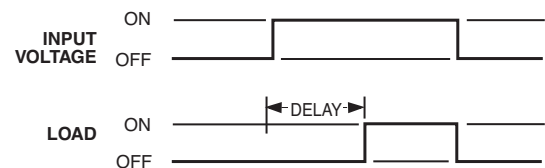
TGCB series Cube Relay Delay on Make timers are a unique combination of digital CMOS timing circuitry with a relay output in a compact 2" x 2" configuration.

These units provide the same functional performance as plug-in relay timers, at significant cost savings.


The relay common is internally connected to (+) or hot.

Timing Mode

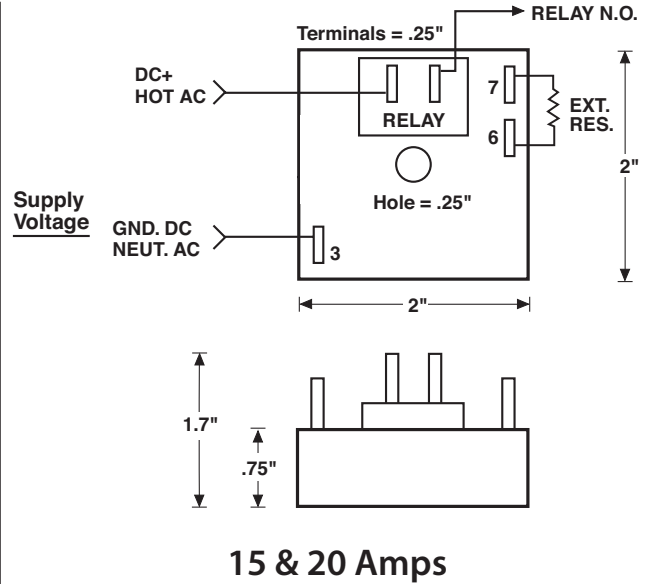
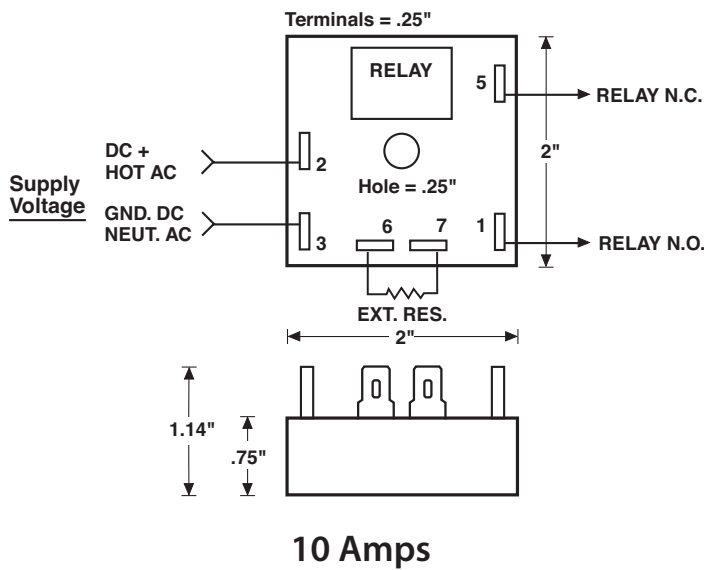
Application of input voltage to the timer starts the time delay. At the end of the delay period, the load is energized. To reset, remove the input voltage to the timer.



FEATURES

- High current-carrying capacity up to 20 amps
- Transient protected
- 100% Load isolation
- No leakage in N.O. position
- No heat sinking required
- Available in any time delay period required
- Digital CMOS timing
- No minimum load required
- Totally encapsulated for protection from harsh environments
- 100% Operational testing before shipping
-  RoHS compliant

BASIC WIRING AND DIMENSIONS



SPECIFICATIONS

Input Voltage:

VDC: 12, 24 or 48
 VAC: 24, 48, 120 or 230, 50/60Hz
 Special AC or DC voltages available

Time Delay:

Timing Mode: Delay On Make
 Type: Digital CMOS
 Time Range: 0.05 second to 24 hours
 Time Adjustments: Factory-fixed time period;
 variable, with adjustments on timer,
 or terminals for external resistor
 or potentiometer

Repeatability: ±0.5%

Setting Accuracy: Fixed time period: ±10% of nominal time
 Variable time range: +15% -5% max. time,
 -10% min. time

Reset/Recycle Time: 25 milliseconds

Initiate Time: 6 milliseconds or less

Relay Output Form: Standard: SPST N.O.
 Optional: SPST N.C., SPDT

Relay Life Expectancy:

Mechanical: 20 million operations
 Electrical: 100,000 operations

Protection:

Polarity Protection: All DC units have
 reverse polarity protection
 Transient Protection: 18 joules
 Dielectric Strength: 1800V RMS 60Hz

Temperature Ranges: Storage: -40°C to +85°C
 Operating: -25°C to +65°C

Physical Data: Mounting: Surface with one #8 screw
 Connection & Termination: 0.25" quick connects

072816

OPTIONS SELECTION

Mode of Operation	Series	Input Voltage	Examples of Time Ranges	Time Adjustment Method	Relay Output Form	Options
Delay On Make	TGCB	1 120 VAC	VARIABLE TIME PERIODS 0001 0.05 to 1 sec. 0010 .1 to 10 sec. 0100 1 to 100 sec. 1000 10 to 1000 sec. Any range up to 24 hours available.	A Variable, integral, knob on timer. B Variable, external knob remote. C Fixed, internal, factory set. D Fixed, external, resistor remote.	*1 SPDT 2 SPST (N.O.) *3 SPST (N.C.)	H 10 Amps JN 15 Amps (1.0 HP) J 20 Amps (1.5 HP) W Wires S Special
		2 230 VAC				
		3 24 VAC				
		4 24-28 VDC				
		5 48 VAC				
		6 48 VDC				
		7 12 VDC				
		8 Any in between AC voltage (specify)				
		9 Any in between DC voltage (specify)				

EXAMPLE

TGCB	1	0010	A	2	H
------	---	------	---	---	---

TGCB, 120 VAC, 10 seconds, adjustable, SPST, 10 Amps
 Specifications subject to change without notice.