

Timing Mode: **INTERVAL ON DELAY**

Category: **SOLID STATE TIMER**

Series: **TH3L**

## CUBE SOLID STATE, 1 AMP



PELCO COMPONENT TECHNOLOGIES • 855 227 3526



### TH3L Timers

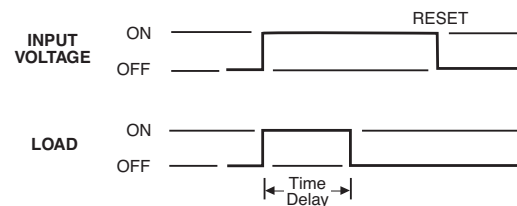
TH3L timers are solid state output units with digital timing. The TH3L comes in a 2" square case.

Ease of installation and hook-up is a primary design benefit. All models with integral time adjustment knob or factory-fixed time require only three connections.


Units with external time adjustment have two additional terminals for the resistor or potentiometer.

### Timing Mode

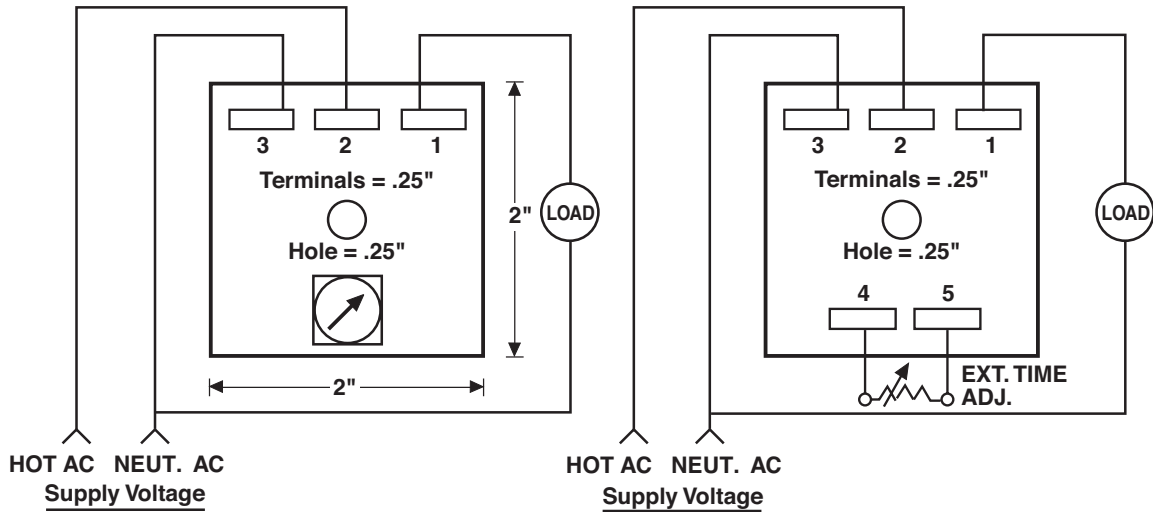
Application of input voltage to the timer energizes the load and starts the time delay. At the end of the time delay, the load is de-energized. Removal and re-application of input voltage resets the timer.



## FEATURES

- Digital timing, solid state output
- 1 Amp current load handling
- 10 Amps single AC cycle surge handling
- 3 Operating voltages: 24, 120 and 230 VAC
- $\pm 0.1\%$  Repeat accuracy
- Virtually unlimited time ranges
- Factory-fixed or variable timing adjustment
- Totally encapsulated for protection from harsh environments
- O-ring sealed exposed controls
- Single screw mounting through center mounting hole
- Standard 6.35mm (0.25") quick connect blade terminals
- Three terminal connections allow convenient substitution for other manufacturers' timers
- 100% Operational testing before shipping
- 
- RoHS compliant

## BASIC WIRING AND DIMENSIONS



## SPECIFICATIONS

**Repeat Accuracy:**  $\pm 0.1\%$  under fixed conditions

**Timing Ranges:** 0.1 sec. to 24 hours (1 sec., 10 sec., 100 sec., and 1000 secs. are standard.)  
*Special time ranges available upon request*

**Reset/Recycle Time:** 200 milliseconds

**Tolerances:** *Fixed:*  $\pm 10\%$  of nominal time  
*(optional:  $\pm 5\%$ ,  $\pm 1\%$ )*  
*Variable:*  $-0\%$ ,  $+15\%$   
*Limit:*  $-10\%$  at minimum time

**Recycle Effect:** None

**Temperature Ranges:**  
*Storage:*  $-40^{\circ}\text{C}$  to  $+85^{\circ}\text{C}$   
*Operating:*  $-25^{\circ}\text{C}$  to  $+65^{\circ}\text{C}$

**Life Expectancy:**

No predictable failure if used within operating parameters

**Protection:**

*Transient Protection:* 18 joules  
*Dielectric Strength:* 1800V RMS 60Hz

**Power Requirement:** .25 watts max.

**Weight:** 3 oz. (85g) maximum

**Load Current:** 1 amp continuous,  
 10 amps AC single-cycle surge

**Time Cycle Interrupt:** Resets timer to original state  
**(Input Voltage Break)**

## OPTIONS SELECTION

072816

Mode of Operation	Series	Input Voltage	Examples of Time Ranges	Time Adjustment Method	Options
Interval On Delay	TH3L	1 120 VAC 50/60 Hz	<b>VARIABLE TIME PERIODS</b>  0001 .1 to 1 sec. 0010 .1 to 10 sec. 0100 1 to 100 sec. 1000 10 to 1000 sec.  Any range up to 24 hours available on special order.	A Variable integral, knob on timer B Variable external, remote potentiometer timer C Fixed, internal, factory set D External, remote resistor	S Special W Wires
		2 230 VAC 50/60 Hz			
		3 24 VAC 50/60 Hz			
		4 24 VDC			
		7 12 VDC			

**EXAMPLE** TH3L 3 0100 S C This is a "TH" series timer, Interval on delay, 24 volt AC, 100 second fixed internal, factory-set time period.  
*Specifications subject to change without notice.*