

Timing Mode: **REPEAT CYCLE, ON/OFF DELAY**

Category: **SOLID STATE TIMER**

Series: **TH3KA**

CUBE SOLID STATE, 1 AMP



PELCO COMPONENT TECHNOLOGIES • 855 227 3526



TH3KA Timers

TH3KA timers are solid state output units with digital timing and similar on/off cycle times. The TH comes in a 2" square case.

Ease of installation and hook-up is a primary design benefit. All models with integral time adjustment knob or factory-fixed time require only three connections.

Units with external time adjustment have two additional terminals for the resistor or potentiometer.

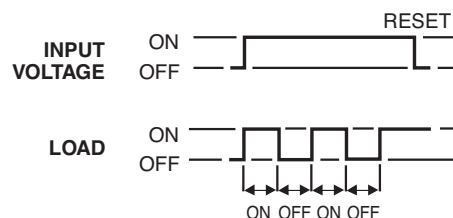
Timing Mode

Application of input voltage to the timer starts the "On" time delay.


At the end of the "On" time delay, the "Off" time delay starts.

At the end of the "Off" time delay, the load is again energized, the timer returns to the "On" time delay, and the cycling continues as long as input voltage is applied.

Removal of the input voltage resets the timer.

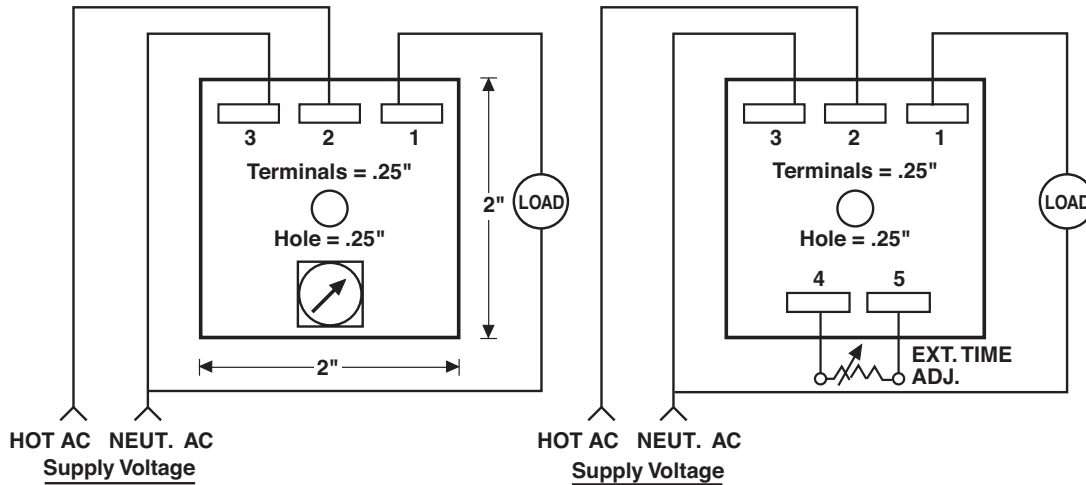


FEATURES

- Digital timing, solid state output
- 1 Amp current load handling
- 10 Amps single-cycle surge handling
- 3 Operating voltages 24, 120 and 230 VAC
- $\pm 0.1\%$ Repeat accuracy
- Virtually unlimited time ranges
- Factory-fixed or variable timing adjustment
- Totally encapsulated for protection from harsh environments
- O-ring sealed exposed controls
- Single screw mounting through center mounting hole
- Standard 6.35mm (0.25") quick connect blade terminals
- Three terminal connections allow convenient substitution for other manufacturers' timers
- 100% Operational testing before shipping
- 
- RoHS compliant

BASIC WIRING AND DIMENSIONS

072816



SPECIFICATIONS

Input Voltages: VAC: 24, 120 or 230, 50/60Hzs

Repeat Accuracy: $\pm 0.1\%$ under fixed conditions

Timing Ranges: 0.1 sec. to 24 hours (1 sec., 10 sec., 100 sec., and 1000 secs. are standard.)
Special time ranges available upon request

Reset/Recycle Time: 200 milliseconds

Tolerances: Fixed: $\pm 10\%$ of nominal time
(optional: $\pm 5\%$, $\pm 1\%$)
Variable: -0% , $+15\%$
Limit: -10% at minimum time

Recycle Effect: None

Temperature Ranges:

Storage: -40°C to $+85^{\circ}\text{C}$
Operating: -25°C to $+65^{\circ}\text{C}$

Life Expectancy:

No predictable failure if used within operating parameters

Protection:

Transient Protection: 18 joules
Dielectric Strength: 1800V RMS 60Hz

Power Requirement: 0.25 watts max.

Weight: 3 oz. (85g) maximum

Load Current: 1 amp continuous, 10 amps single-cycle surge

Time Cycle Interrupt: Resets timer to original state
(Input Voltage Break)

OPTIONS SELECTION

Mode of Operation	Series	Input Voltage	Examples of Time Ranges	Time Adjustment Method	Options
Repeat Cycle On/Off Delay	TH3KA	1 120 VAC 50/60 Hz	VARIABLE TIME PERIODS	A Variable integral, knob on timer B Variable external, remote potentiometer timer C Fixed, internal, factory set D External, remote resistor	S Special W Wires
		2 230 VAC 50/60 Hz	0001 .1 to 1 sec. 0010 .1 to 10 sec. 0100 1 to 100 sec. 1000 10 to 1000 sec. Any range up to 24 hours available on special order.		
		3 24 VAC 50/60 Hz	FIXED TIME PERIODS		
			Specify in seconds (S) or hours (H) Examples: 400S is 400 seconds 05H5 is 5.5 hours		

EXAMPLE TH3KA 3 100S /100S C C

TH series timer, Repeat Cycle On/Off Delay, 24 volt AC, 100 second fixed on and off internal, factory-set time period.

Specifications subject to change without notice.