

Timing Mode: **REPEAT CYCLE, ON/OFF DELAY**

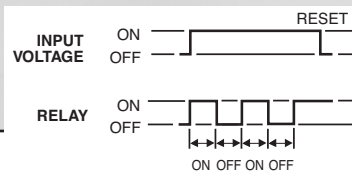

Category: **TIMER WITH RELAY**

Series: **TNKA**

PLUG-IN RELAY TIMER, IC DIGITAL



PELCO COMPONENT TECHNOLOGIES • 855 227 3526



TNKA Timers

TNKA Repeat Cycle units meet the needs of customers who require IC digital timing circuits with octal, magnal round and QC bases for plug-in installation. Available in SPDT and DPDT relay forms up to 10 amps with fixed or adjustable time periods.

Timing Mode

Application of input voltage to the timer starts the "On" time delay, and energizes the relay.

At the end of the "On" time delay, the relay is de-energized, and the "Off" time delay starts.

At the end of the "Off" time delay, the load is again energized, the timer returns to the "On" time delay, and the cycling continues as long as input voltage is applied.

Removal of the input voltage resets the timer.

The "On" and "Off" times are equal.

FEATURES

- CMOS IC digital timing
- Multi-board construction
- Relays are sealed
- Proven circuitry
- Standard octal (8 pin), magnal (11 pin) plug-ins or 4.75 mm (0.187") blade terminal mountings
- Fixed or variable time adjustment
- Optional remote time adjustment
- Timing ranges from 0.1 to 1000 seconds standard (special time settings and ranges up to 72 hours also available)
- ±0.1% Repeat accuracy
- 100% Operational testing before shipping



072816

SPECIFICATIONS

Input Voltages: VAC: 24, 120, 230, 50/60Hz
VDC: 12, 24
Special AC and DC voltages available

Operating Voltage: ±20% of nameplate voltage

Relay Contact Ratings: 5 amps DPDT, 10 amps DPDT Optional

Repeat Accuracy: ±0.1% under fixed operating conditions

Reset Time: 50 milliseconds

Tolerances: Fixed: ±10%, Optional: ±5%, ±1%
Variable: +20%, -0, Optional: +10%, -0%

Life Expectancy:

Mechanical: 1 million operations

Electrical: Up to 100,000 operations at full current load

Protection:

Polarity Protection: All DC units have reverse polarity protection

Transient Protection: 25 joules

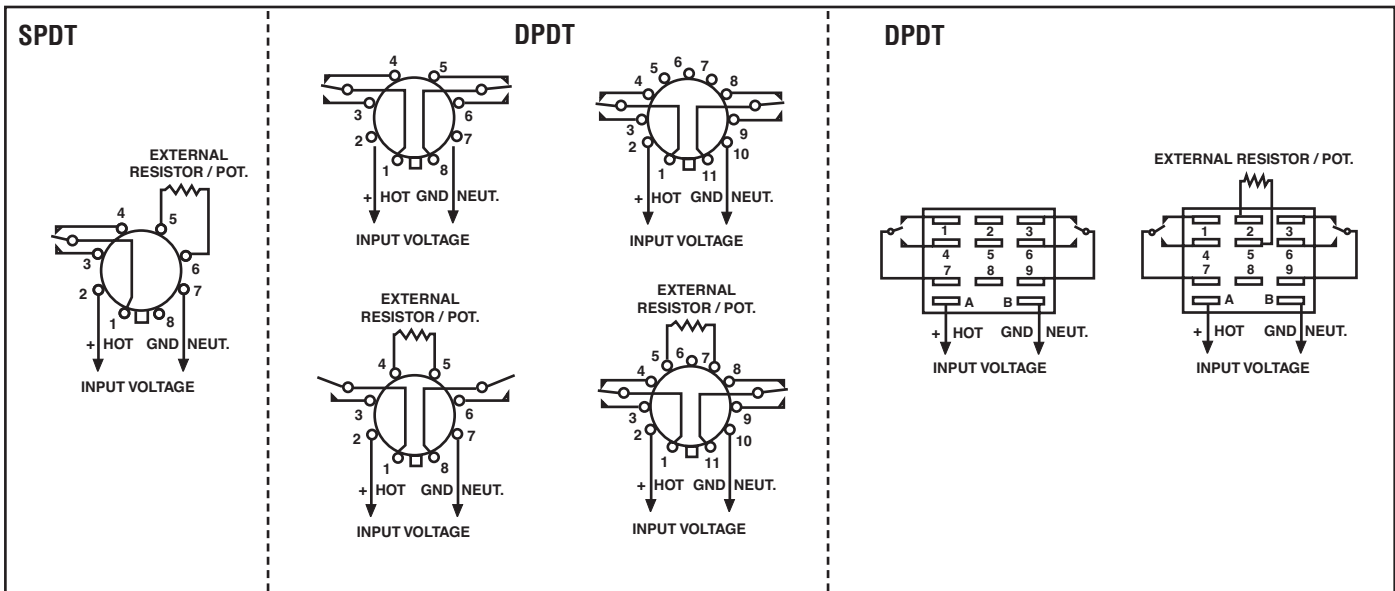
Temperature Ranges:

Storage: -40°C to +85°C

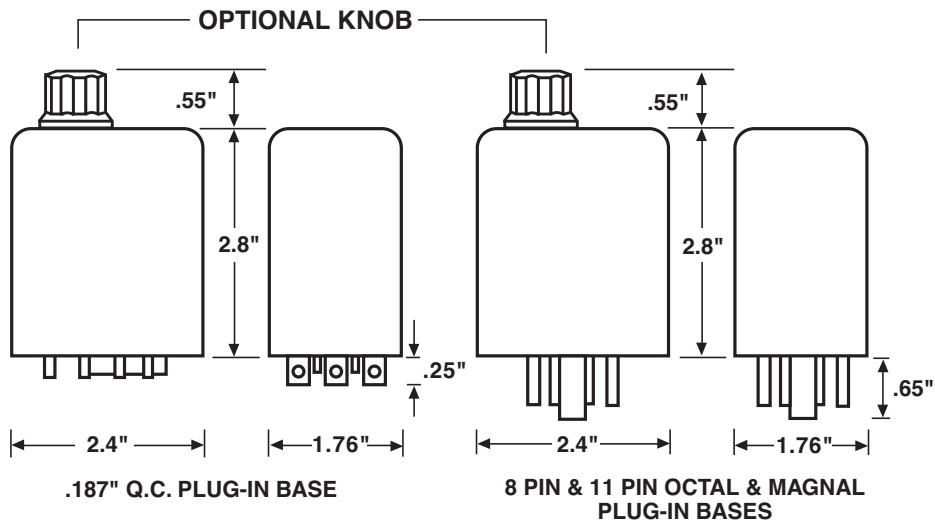
Operating: -25°C to +65°C

Housing Material: High-impact, UL-approved black Lexan

BASIC WIRING AND DIMENSIONS



072816



OPTIONS SELECTION

Mode of Operation	Series	Input Voltage	Examples of Time Ranges	Tolerance	Time Adjust. Method	Base Style	Options
Repeat Cycle On/Off Delay	TNKA	1 120 VAC	VARIABLE TIME PERIODS	X Standard (Fixed: ±10% Variable: +20% -0%) E Optional (Fixed, ±5%) F Optional (Fixed, ±1%) G Optional (Adjust.: +10%, -0%)	A Variable knob on timer B Variable with external potentiometer AOT supplied C Factory-fixed time D Fixed time with customer supplied resistor	1 8 Pin Round Octal Base 2 11 Pin Round Magnal Base 3 11 Pin Spade .187 Quick Connect	X Standard 5 amps H 10 amps (8 amps UL Recognized for USA and Canada.)
		2 230 VAC	0001 .1 to 1 sec.				
		3 24 VAC	0010 .1 to 10 sec.				
		4 24 VDC	0100 1 to 100 sec.				
		7 12 VDC	1000 10 to 1000 sec.				
		8 SPECIAL AC	Any range up to 72 hours available on special order.				
		9 SPECIAL DC	FIXED TIME PERIODS				
			Specify time in full seconds or hours followed by the letter "S" or "H" and the decimal amount of the main time unit. Examples: 5S5 is 5.5 secs 5H5 is 5.5 hours				

EXAMPLE

TNKA	3	0010	X	A	1	H
------	---	------	---	---	---	---

This is a "TN" series timer, Repeat Cycle On/Off, 24 volt AC, 10 second variable time period (standard tolerance), with adjustment knob on timer, 8 pin octal base, 10 amp relay.

Specifications subject to change without notice.