

Timing Mode: **SINGLE SHOT ON BREAK**

Category: **TIMER WITH RELAY**

Series: **TGPSLB**

CUBE RELAY, 10 AMPS



PELCO COMPONENT TECHNOLOGIES • 855 227 3526



TGPSLB Timers

TGPSLB series Cube Relay Single Shot timers are a unique combination of digital CMOS timing circuitry with a relay output in a compact 2" x 2" configuration.

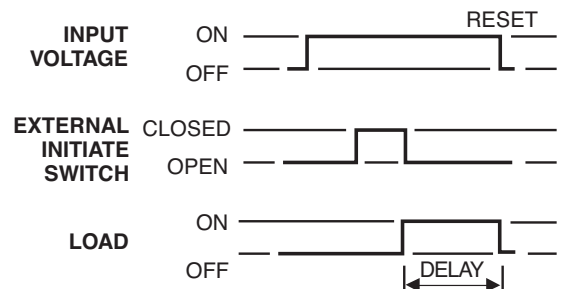
These units provide the same functional performance as plug-in relay timers, but at significant cost savings.

Key features: Uses a live or hot initiate switch; relay common is internally connected to (+) or hot.


Timing Mode

Power must be applied to the input voltage terminals continuously. Upon closing and opening an external initiate switch, the load is instantaneously energized and the time delay cycle starts.

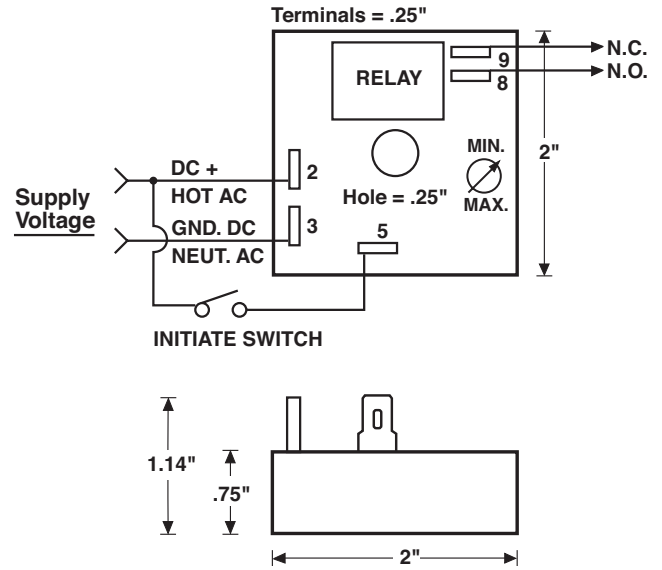
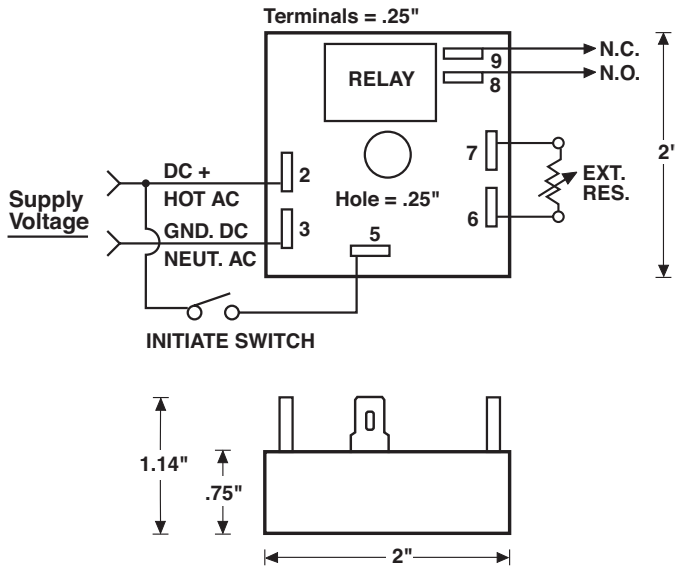
When the delay period expires, the timer will reset to its original position and the timer is ready for another cycle.



FEATURES

- High current-carrying capacity up to 10 amps
- Transient protected
- 100% Load isolation
- No leakage in N.O. position
- No heat sinking required
- Available in any time delay period required
- Digital CMOS timing
- No minimum load required
- Totally encapsulated for protection from harsh environments
- 100% Operational testing before shipping
- 
- RoHS compliant

BASIC WIRING AND DIMENSIONS



SPECIFICATIONS

072816

Input Voltage:

VDC: 12, 24-28 or 48
 VAC: 24, 48, 120 or 230, 50/60Hz
 Special AC or DC voltages available

Time Delay:

Timing Mode: Single Shot on Break
 Type: Digital CMOS
 Time Range: 0.2 seconds to 24 hours
 Time Adjustments: Factory-fixed time period;
 variable, with adjustments on timer, or
 terminals for external resistor or
 potentiometer

Repeatability: ±0.5%

Setting Accuracy: Fixed time period: ±10% of nominal time.
 Variable time range:
 +15% -5% max. time, -10% min. time

Reset/Recycle Time: 25 milliseconds

Initiate Time: 6 milliseconds or less

Relay Life Expectancy:

Mechanical: 20 million operations
 Electrical: 100,000 operations

Protection:

Polarity Protection: All DC units have
 reverse polarity protection
 Transient Protection: 18 joules
 Dielectric Strength: 1800V RMS 60Hz

Temperature Ranges:

Storage: -40°C to +85°C
 Operating: -25°C to +65°C

Physical Data:

Mounting: Surface with one #8 screw
 Connection & Termination: 0.25" quick connects

OPTIONS SELECTION

Mode of Operation	Series	Input Voltage	Examples of Time Ranges	Time Adjustment Method	Relay Output Form	Options
Single Shot On Break	TGPSLB	1 120 VAC	VARIABLE TIME PERIODS 0001 0.2 to 1 sec. 0010 0.2 to 10 sec. 0100 2 to 100 sec. 1000 20 to 1000 sec. Any range up to 24 hours available. FIXED TIME PERIODS Specify time in full seconds or hours followed by the letter "S" or "H" and the decimal amount of the main time unit. Examples: 5S5 is 5.5 secs 5H5 is 5.5 hours	A Variable, integral, knob on timer. B Variable, external knob remote. C Fixed, internal, factory set. D Fixed, external, resistor remote.	1 SPDT 2 SPST (N.O.) 3 SPST (N.C.)	H 10 Amps
		2 230 VAC				
3 24 VAC						
4 24-28 VDC						
5 48 VAC						
6 48 VDC						
7 12 VDC						
8 Any in between AC voltage (specify)						
9 Any in between DC voltage (specify)						

Specifications subject to change without notice.